

# Care Management PCMH Committee

## Person-Centered Medical Home Program Update March 8, 2023



# PCMH Program Status

As of February 28, 2023

PCMH Program Participants		Sites		Providers	
1/31/23	2/28/23	1/31/23	2/28/23	1/31/23	2/28/23
123	123	555	555	2,433	2,407
93 PCMH Approved Practices  NCQA Sustained Recognition		19 Glide Path Practices  Working Towards NCQA Recognition		0 Glide Path Renewal Practices  Working towards NCQA Renewal Recognition	
				16 PCMH Accredited Practices  Includes FQHCs	

Note: 5 Practices have sites in both PCMH & Glide Path Programs

# PCMH Approved Practices

## PCMH Approved Practices

1/31/23

**93**

2/28/23

**93**

New Approved Practices: 0

Completed Glide Path: 0

Termed Practices: 0

## PCMH Approved Sites

1/31/23

**378**

2/28/23

**378**

New Approved Sites: 0

Completed Glide Path: 0

Sites Termed: 0

## PCMH Approved Providers

1/31/23

**1,808**

2/28/23

**1,776**

Completed Glide Path: 0

Providers Added: 37

Providers Termed: 69

# PCMH Adult & Pediatric Practices

**93** PCMH Approved  
Practices

**378**  
PCMH Approved Sites

**37** Internal  
Medicine  
PCMH  
Practices  
with **181** Sites

**22** Family  
Medicine  
PCMH  
Practices  
with **99** Sites

**53** Pediatric  
PCMH  
Practices  
with **97** Sites

**1** Geriatric  
PCMH  
Practice  
with **1** Site

*This data reflects current information through February 28, 2023*

*Note: 8 Practices have sites in 3 of the 4 categories & 4 Practices have sites in 2 of the 4 categories.  
Sites are counted once.*

# PCMH Glide Path Practices

## Glide Path Practices

1/31/23

**19**

2/28/23

**19**

New Practices: 0

Completed Glide Path: 0

Practices Termed: 0

**0**

## Glide Path Renewal Practice

Completed Glide Path Renewal: 0

## Glide Path Sites

1/31/23

**34**

2/28/23

**34**

New Practice Sites: 0

Completed Glide Path: 0

Sites Termed: 0

## Glide Path Providers

1/31/23

**73**

2/28/23

**73**

New Providers: 0

Completed Glide Path: 0

Providers Added: 0

Providers Termed: 0

**0 Sites**  
**0 Providers**

Sites Completed Glide Path Renewal: 0

Providers Completed Glide Path Renewal: 0

# PCMH Accredited Program Participants

Federally Qualified Health Centers (FQHCs) and FQHC look-alikes are program participants\*

## PCMH Accredited Participants

1/31/23

**16**

2/28/23

**16**

No Change

## PCMH Accredited Sites

1/31/23

**143**

2/28/23

**143**

Sites Added: 0

Sites Termed: 0

## PCMH Accredited Providers

1/31/23

**552**

2/28/23

**558**

Providers Added: 23

Providers Termed: 17

\*Federally Qualified Health Centers (FQHCs) and FQHC look-alikes are PCMH program participants if they are pursuing and/or have obtained the Joint Commission Ambulatory Care accreditation with Primary Care Medical Home certification as well as NCQA recognition.



# PCMH CY2023 Program Recruitment

## Recruitment as of February 28, 2023

- **3 Practice Sites**
  - 1 New Practice Site
  - 2 New Sites from Current PCMH Practices
- **2 Providers**
  - 2 From New Practice Site
  - 0 From New Sites from Current PCMH Practices

## Practice Recruitment Opportunities

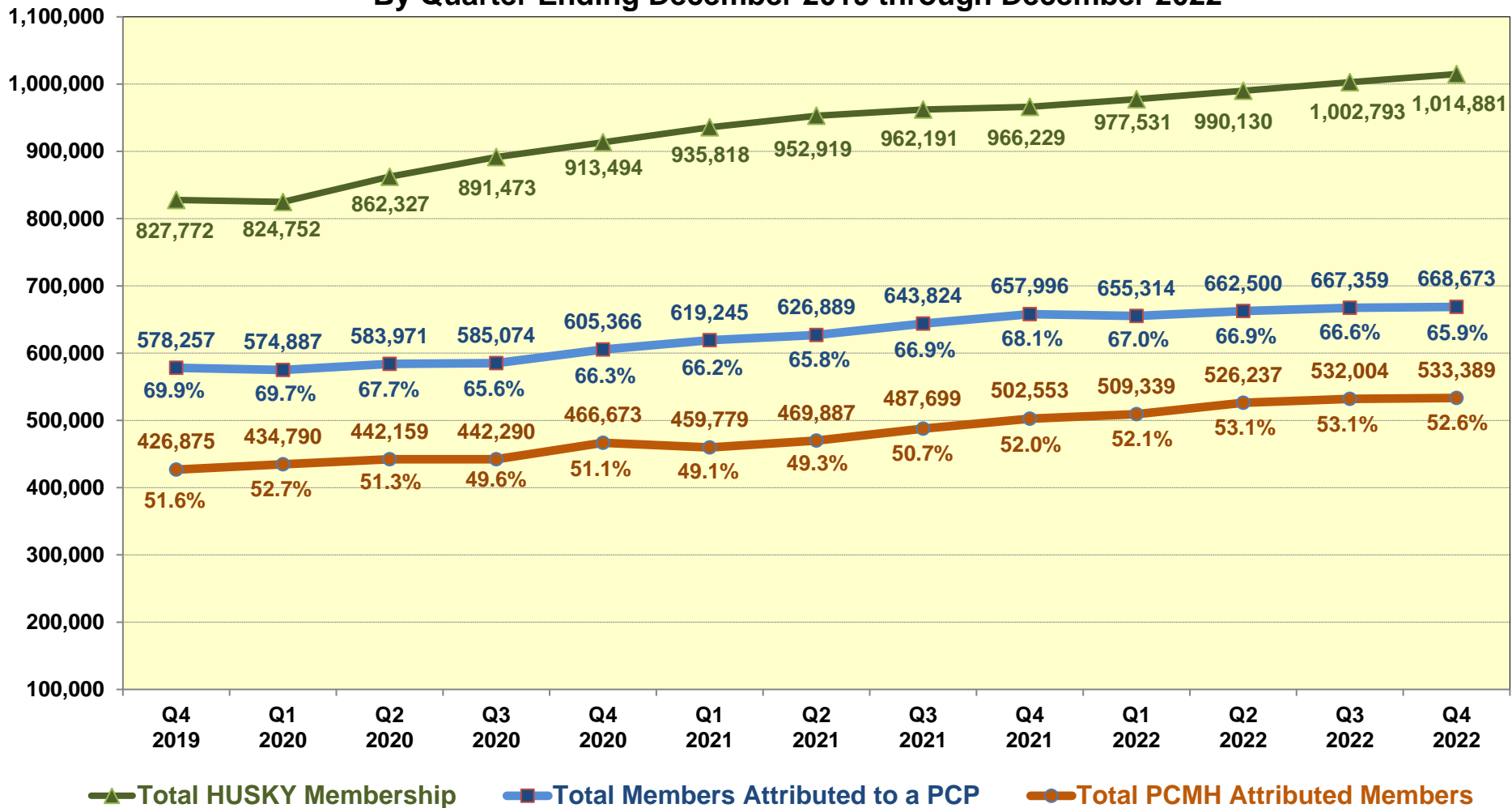
**6 Practice Sites**

**18 Providers**

These are eligible primary care practices that are most likely to enroll in the PCMH program in 2023.

# PCMH Program Member Attribution

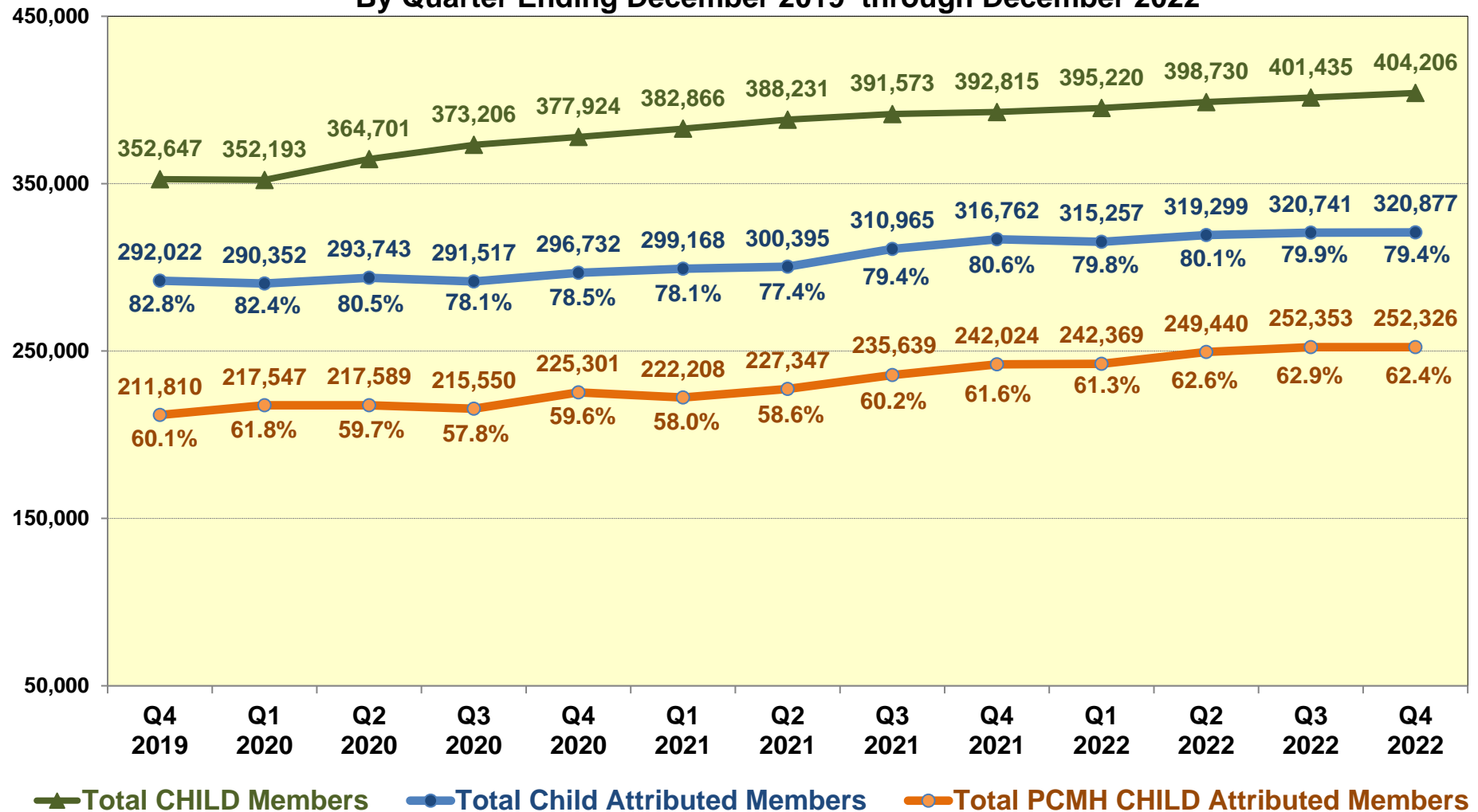
Summary of Total HUSKY Membership, Total Members Attributed to a PCP  
and Total PCMH Attributed Members  
By Quarter Ending December 2019 through December 2022





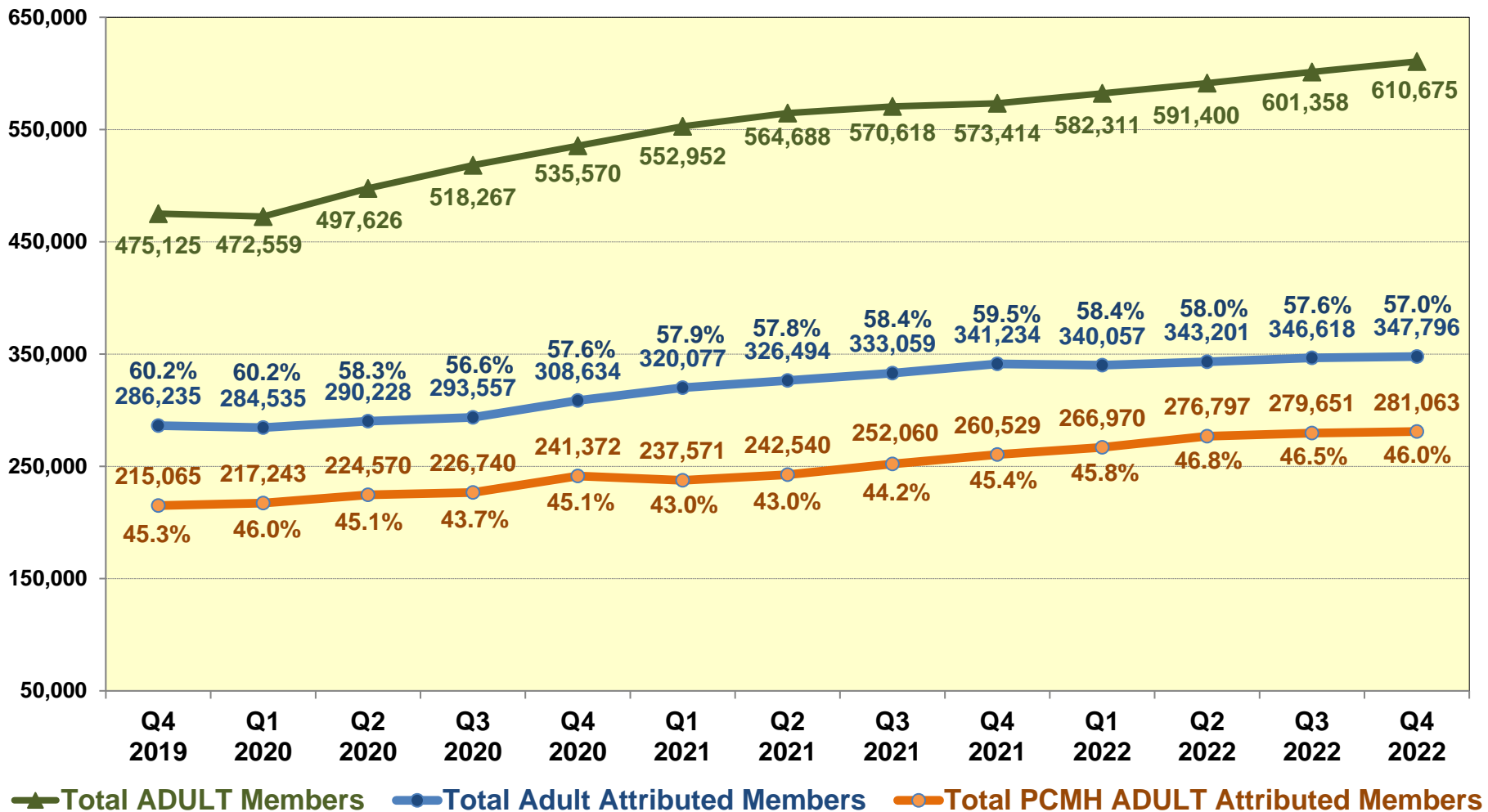
# PCMH Program CHILD Member Attribution

Comparison of Total CHILD Members, Total CHILD Attributed Members,  
and Total PCMH CHILD Attributed Members  
By Quarter Ending December 2019 through December 2022

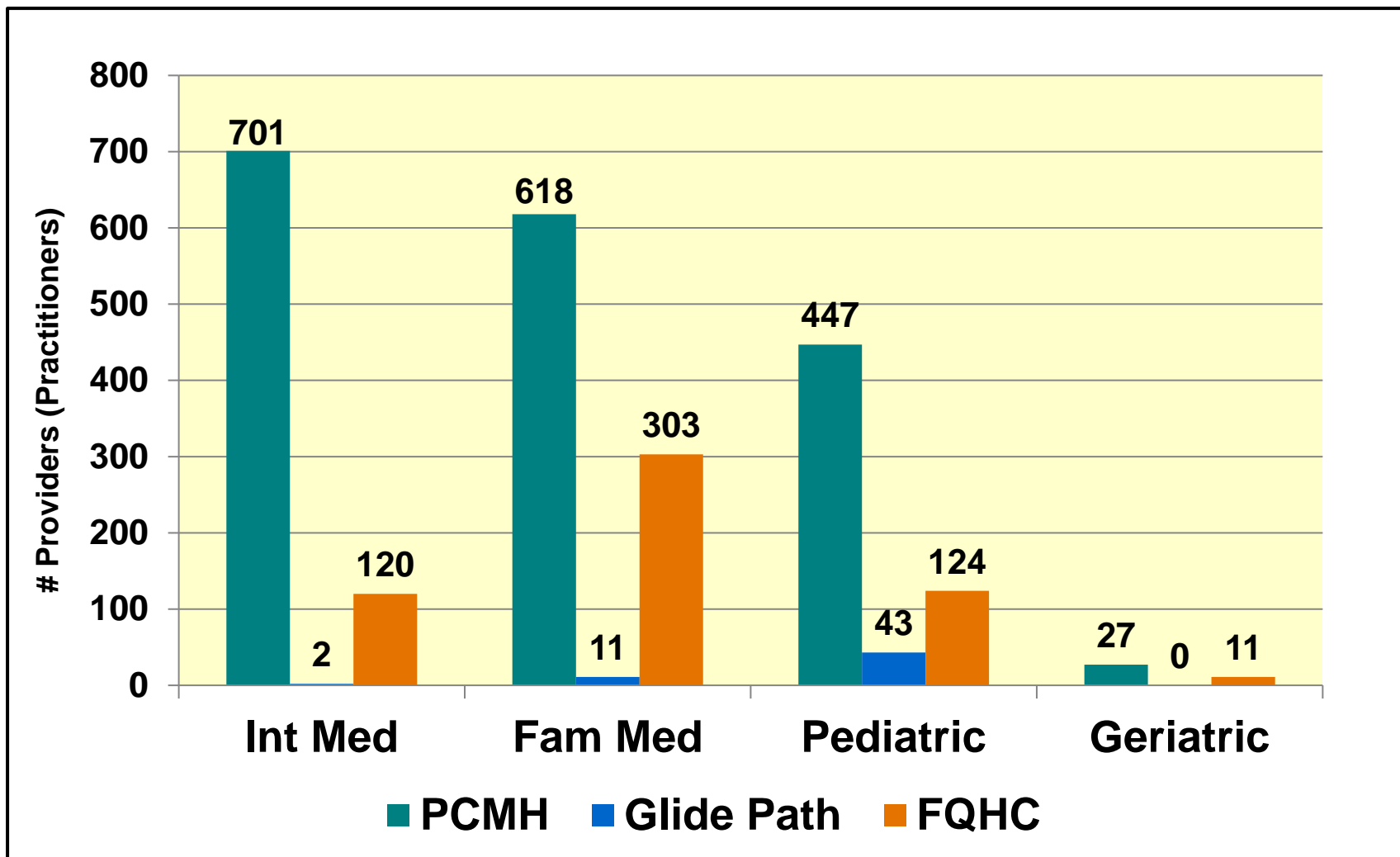


# PCMH Program ADULT Member Attribution

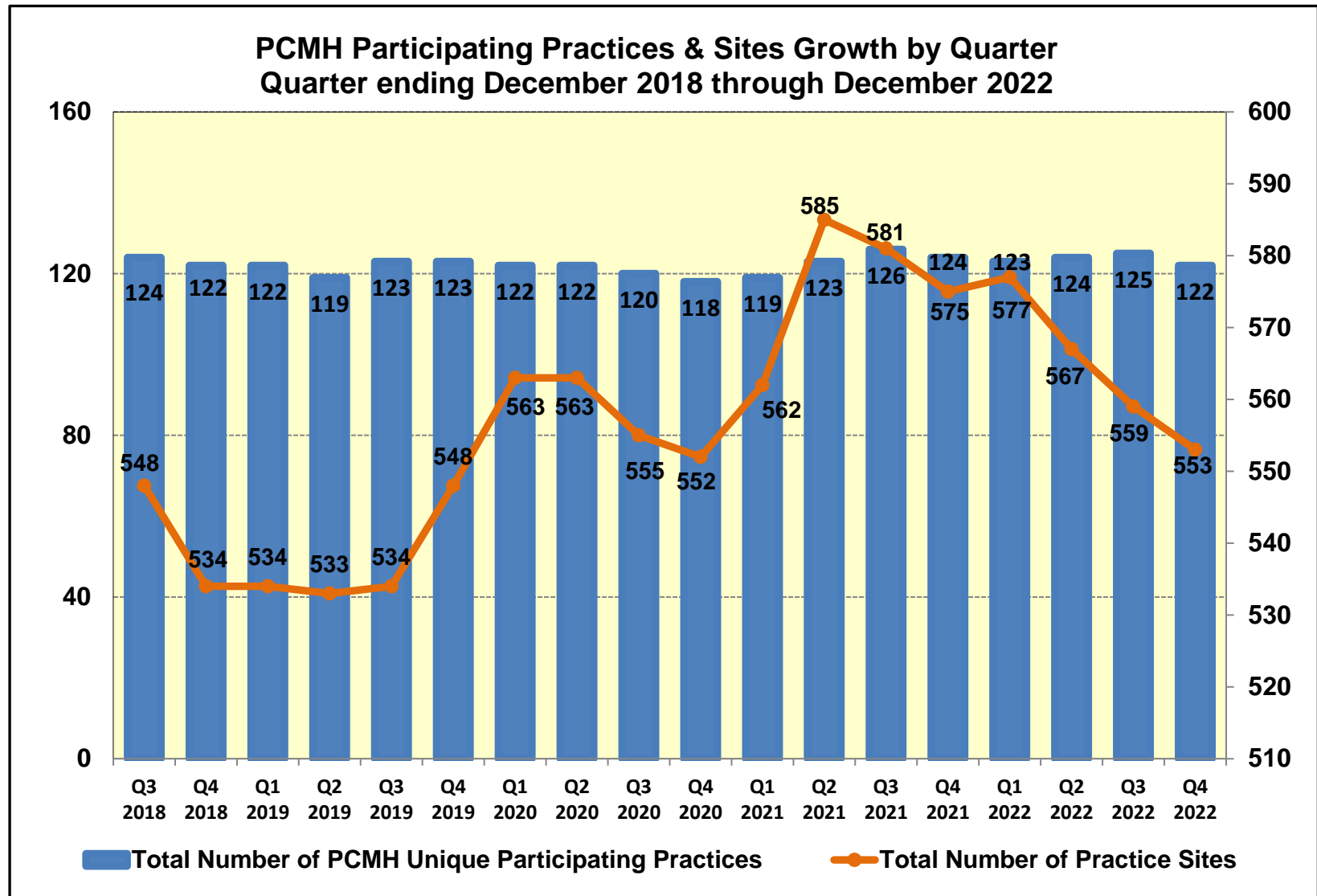
Comparison of Total ADULT Members, Total ADULT Attributed Members,  
and Total PCMH ADULT Attributed Members  
By Quarter Ending December 2019 through December 2022



# Provider Specialty by PCMH Program Participation as of February 28, 2023

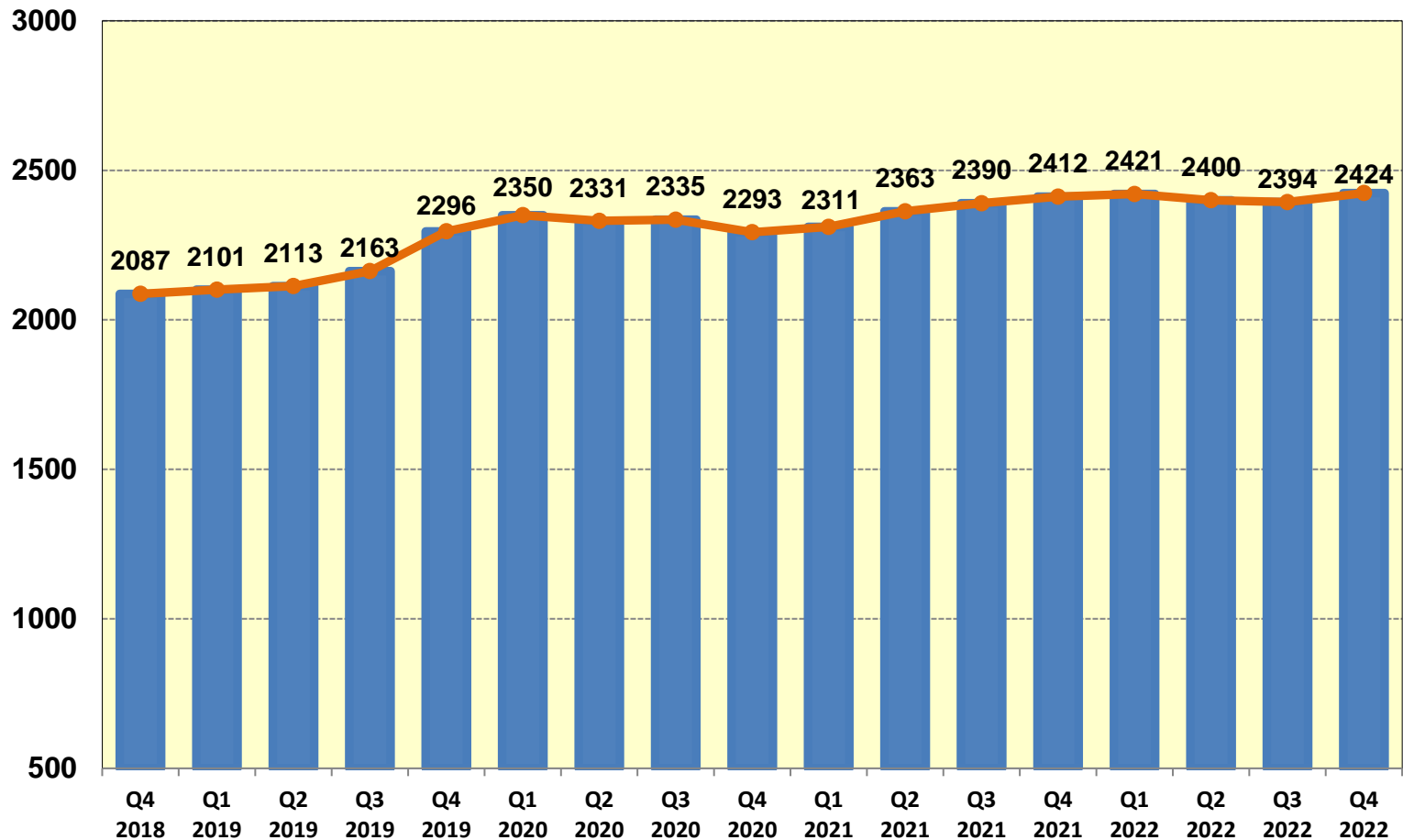


# PCMH Program Growth-Practices & Sites



# PCMH Program Growth - Providers

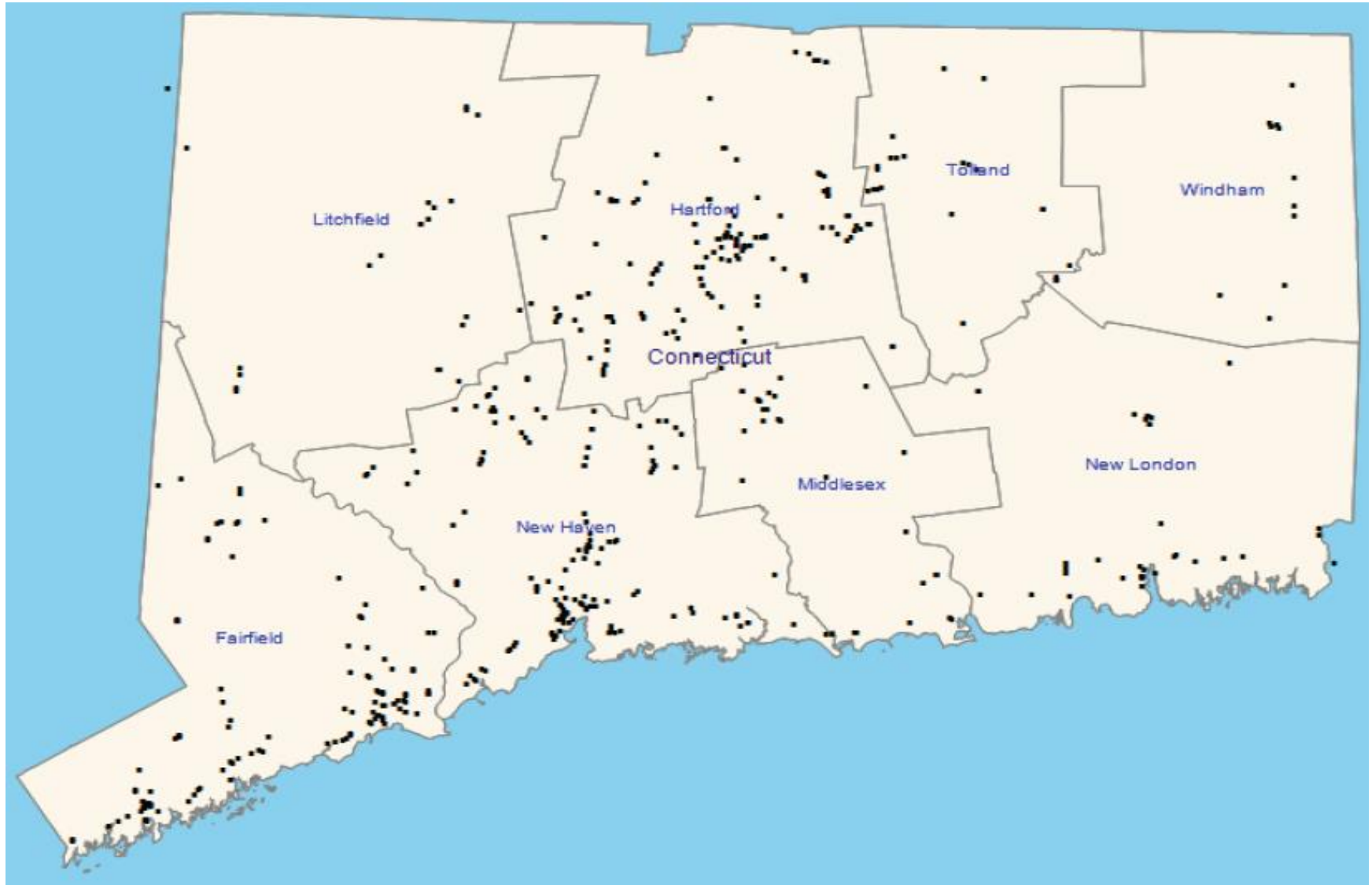
PCMH Total Participating Providers/Practitioners by Quarter  
Quarter ending December 2018 through December 2022





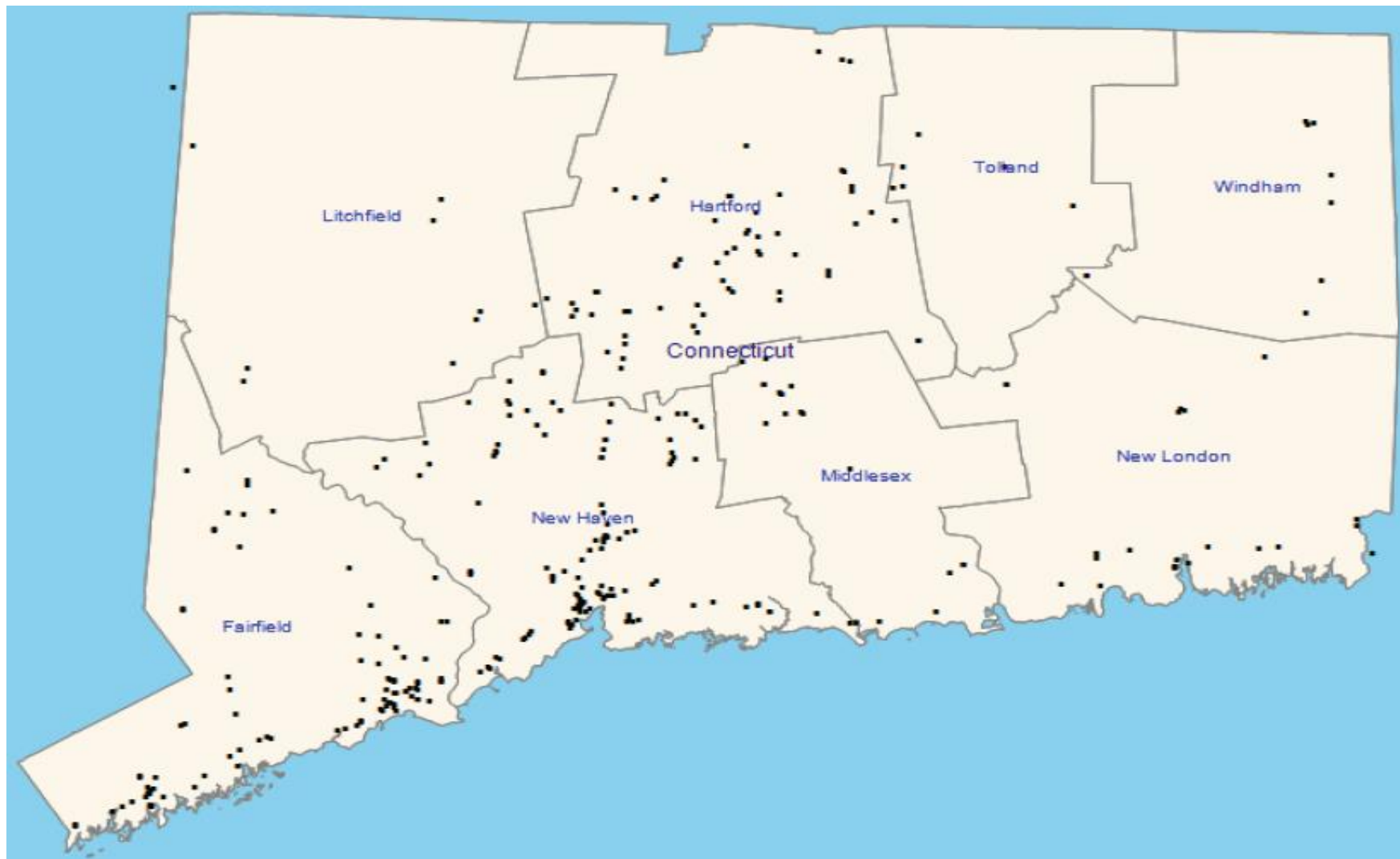
# PCMH Practice Site Locations

# All PCMH Program Practice Site Locations



Note: Data is as of December 31, 2022 – Maps are updated quarterly.

# Internal Medicine PCMH Program Practice Site Locations

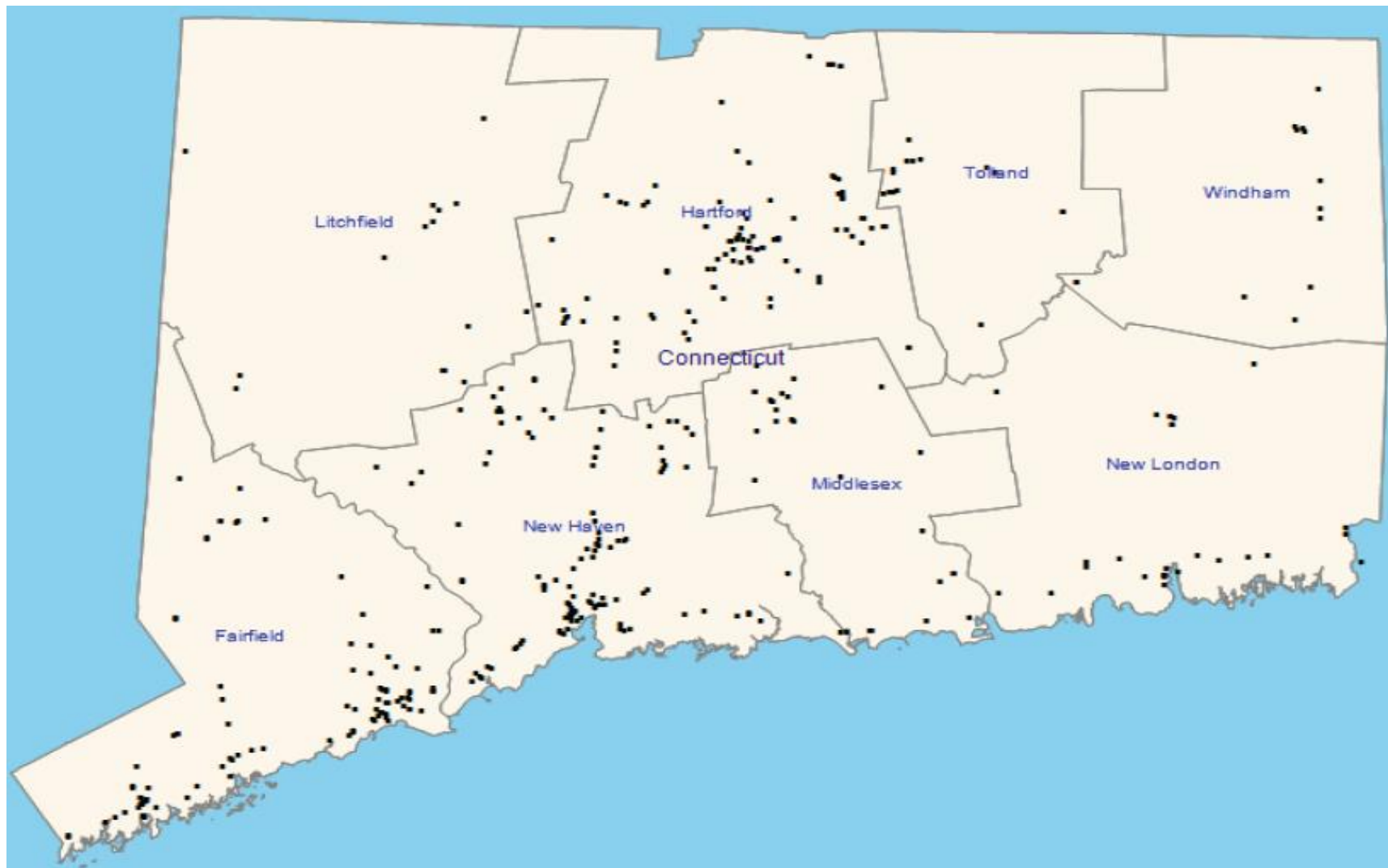


Note: Data is as of December 31, 2022 – Maps are updated quarterly.



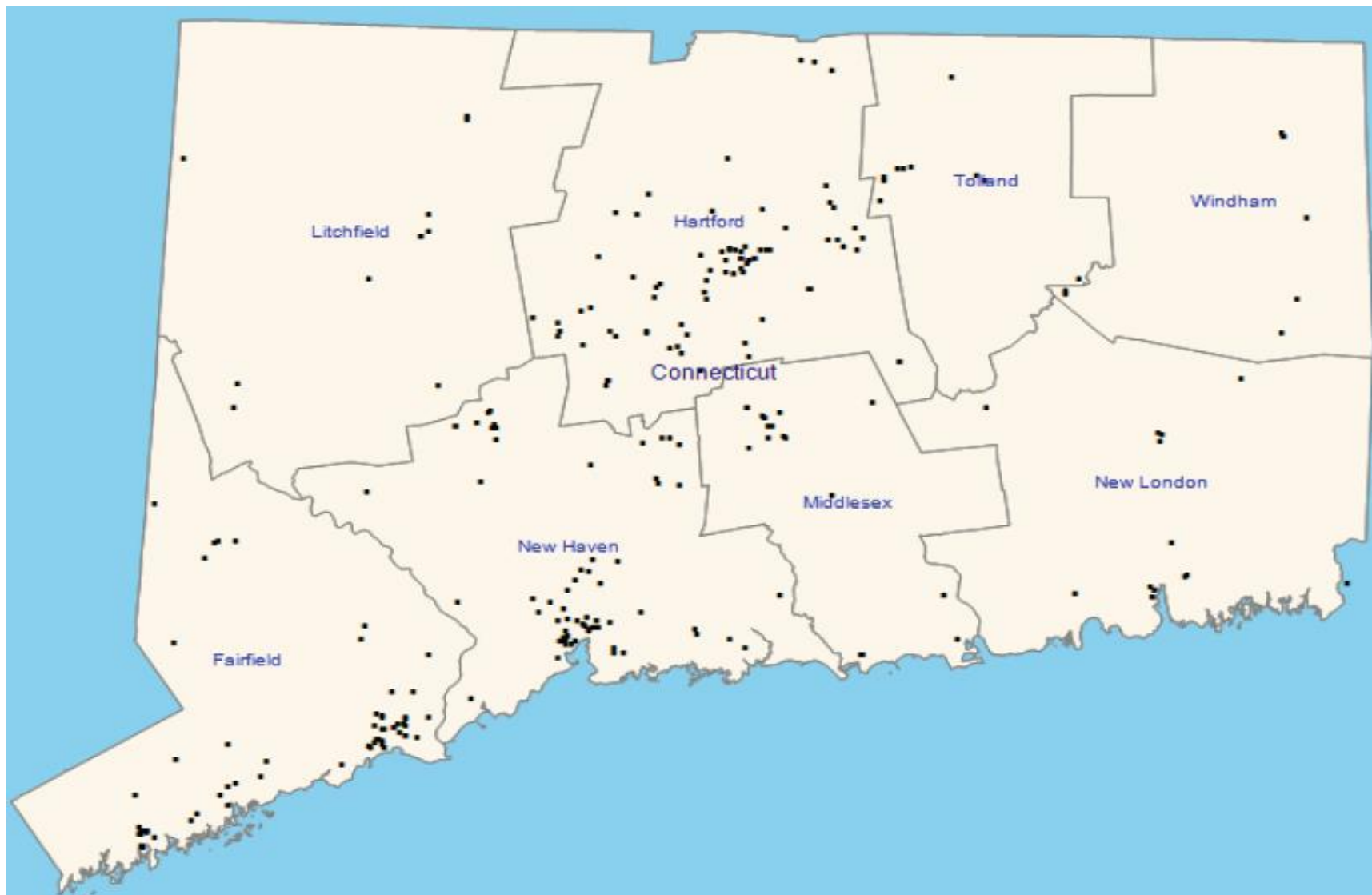
# Family Practice PCMH Program

## Practice Site Locations



Note: Data is as of December 31, 2022 – Maps are updated quarterly.

# Pediatric PCMH Program Practice Site Locations



Note: Data is as of December 31, 2022 – Maps are updated quarterly.